

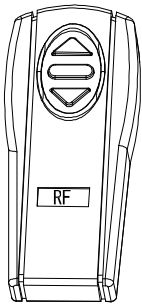


Kestrel Series

Electric Floor Rising Projection Screen

USER'S GUIDE

Kestrel Accessories



Qty 1
Radio Frequency
Remote Control

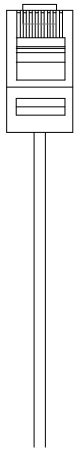


QTY 1
Wireless 5-12V Trigger
Part# -ZSP-TR02

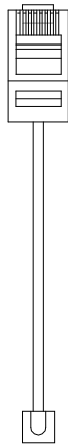


Qty 2
AAA batteries

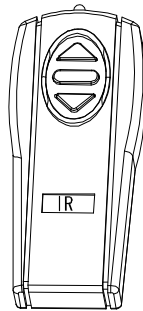
Kestrel Optional Accessories



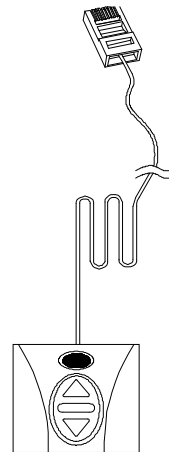
Qty 1
5-12V Trigger



Qty 1
IR "eye" Receiver



Qty 1
Infrared
Remote Control



Qty 1
Low Voltage 3-way
Wall Switch

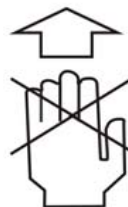
IMPORTANT SAFETY NOTES

1. Please read this manual before use and follow the procedures specified:
 - a. Please retain this manual for future reference.
 - b. To avoid any damages to the screen, do not use any accessories or parts not recommended by Elite Screens.
 - c. Handle the device carefully during transportation.
 - d. Do not set up screen on uneven surfaces.
 - e. To prevent electrical shock or fire; never overload the power cord, and avoid contacting the motorized components with liquids or foreign objects.
2. **The tubular motor equipped in the electric screen series Home 2, CineTension2, VMAX Plus3/4, Kestrel and Raptor models feature an overheat protection sensor. If the screen is consecutively brought up and down between 3-4 minutes, the motor will automatically shut-off to prevent the motor from sustaining damage through overheating. If the automatic shutoff is activated, please allow 30 minutes cool down before resuming operation.**
3. **The Kestrel Series Screen is equipped with a strong tension cross-spring system. Please do not attempt any unnecessary repairs. It is at your own risk to open the inside cover or dismantle/work on the screen. Individual modifications to this product are prohibited and will void the user's warranty.**
4. When using the screen, please
 - a. Avoid strong wind, rain, or electrical storms.
 - b. No direct sunshine (UV Radiation) or moisture.
 - c. Keep away from fire sources and high temperature devices.
 - d. Turn off the power before moving this product.



Keep away from children

NOTE:



Keep hands clear from the closing panels

- This equipment has been tested and found to comply with the limits for a **Class B** digital device pursuant to Part 15 of the FCC Guidelines.
- The products are designed to provide reasonable protection against harmful interference in a residential/commercial installation and end user application and may radiate radio frequency energy.
- However, there is no guarantee that interference will not occur in a particular installation. If this equipment does cause harmful interference to radio or television reception, which can be determined by turning the equipment off and on, the user is encouraged to try to correct the interference by one or more of the following measures:
 1. The power outlet should be close to the unit and easily accessible.
 2. Re-orient or relocate the receiving antenna.
 3. Increase the separation between the equipment and the receiver.
 4. Connect the equipment into an outlet on a circuit different from that to which the receiver is connected.
 5. Consult the dealer or an experienced radio/TV technician for additional help.

SCREEN OPERATION

Setup: Remove the controls and wiring from the compartment on the left side of the **Kestrel** Floor Electric Screen as shown in the pictures below.




Connect the screen to the power supply and switch the power button on. Now it is ready for use.

Power:



About the Control System:


- 1. Wireless 5-12V Trigger:** The ZSP-TR02 Wireless 5-12V trigger for your new Elite **Kestrel** allows your screen to synchronize its rise and drop with the projector's power cycle by connecting the output trigger, which is typically located on the back of most projectors, and the RF remote control via the ZSP-TR02 cable. The screen rises when the projector powers up and retracts when the projector powers down.
- 2. RF (Radio Frequency) and Optional IR (Infrared) Remotes:** The Kestrel Series screen includes both IR and RF **receivers** that enable the consumer to use either the RF or an optional IR remote control. The RF remote is best used when the screen is concealed or long distance control is required. The RF technology therefore more versatile as it **does not** require line of sight to operate the screen. The optional IR **requires** a direct line of sight through the screen's IR receiver window.



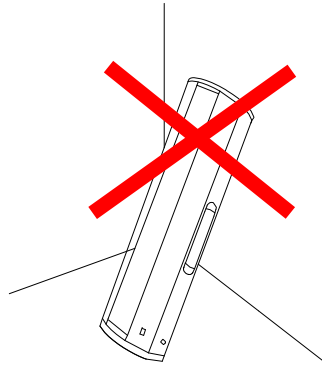
Controlling the Kestrel Series with the optional accessories: Wired 5-12V trigger, Extended IR "eye" receiver or 3-way wall box switch-

- 1. Wired 5-12V Trigger:** Connect the 5-12 volt trigger cable to your projector's trigger output via a separate cable that may or may not be provided by the projector manufacturer. The trigger feature will not work without an output cable from the projector, but it can be tested using a 9-volt battery by simply connecting the Red (+) and Green (-) cable to the 9-volt battery
- 2. IR "Eye" Receiver:** The IR "eye" receiver cable provides an extension of the IR sensor should the IR receiver window on the Kestrel's screen is concealed.
- 3. 3-way wall switch box:** The 3-way wall switch box allows manual control to operate the screen's **UP/STOP/DOWN** commands.

4. The RJ-45 input jack is located on the left side compartment which accepts the 5-12V trigger, extended IR "eye" receiver or the 3-way wall switch box.



Storing the screen: Always store the screen flat horizontally. Never store the screen in a vertical position.



Screen Maintenance

1. Always close the screen when not in use
2. Do not touch the screen surface
3. Keep away from direct sun and high/low temperatures
4. For indoor use only
5. Clean with soft water
6. Do not drop/close screen consecutively for more than 3 minutes. This is to avoid overload protection shut-off. If automatic shut-off occurs, please wait for 20-30 minutes to try again.

Limited Warranty Policy

What is Covered: Elite Screens, Inc. ("Elite Screens") warrants its products to the first retail purchaser, if purchased new and operated in the United States or Canada, to be free from defects in workmanship and materials (except as provided below) for a period of (2) years from the date of original purchase, and (3) years for products purchased directly by educational, non-profit, religious or government organizations.

Refurbished products purchased directly from Elite Screens are warranted for a period of (90) days from the date of original purchase.

For warranty service, you must provide proof of purchase and the serial number of your product.

How to Get Service: Should this product prove defective during the warranty period, please visit www.elitescreens.com/rmaform and submit a warranty claim form. You must provide your proof of purchase, the serial number of your product, and describe the problem you are experiencing with your screen. An Elite Screens representative will determine whether the product requires service, and provide you with further instructions on how to proceed with your warranty claim.

Missing Parts: If your product is missing parts, Elite Screens will, at its option, replace the part without any charge, including shipping and handling, provided that that you report your claim within (7) days of receipt. If you report your claim after (7) days of receipt, but within (30) days of receipt, Elite Screens will, at its option, replace the part without charge, but you will bear the cost of shipping and handling. If you report your claim after (30) days of receipt, you will bear all costs to replace the part.

Returns and Exchanges: If a return is needed, Elite Screens will issue you a Return Merchandise Authorization ("RMA") Number. This number is valid for (45) days from the date of issue, and is required to process any returns. A returned item sent to Elite Screens without a visible or valid RMA Number is subject to refusal by Elite Screens. You are responsible for the cost of returning the item and ensuring the product is properly packaged to prevent damage in transit.

Once a returned product is received, Elite Screens will, at its option, replace the product or part without charge, including ground service freight. The replacement product or part may be new or refurbished to the Elite Screens standard of quality, and is subject to stock availability. Elite Screens' liability for replacement of the covered product will not exceed the original retail selling price of the covered product. Exchange products and parts assume the remaining warranty period of the original product covered by this limited warranty.

What is Not Covered: This warranty is not transferable and does not cover product purchased by another end user. This warranty does not cover incidental damages, such as loss of time, loss of use, or installation costs of defective, repaired or replaced product. This warranty does not cover product that has been damaged or rendered defective as a result of (a) neglect, abuse or misuse; (b) modification of the original product; (c) improper use or installation of products not manufactured by Elite Screens; (d) service provided by anybody other than Elite Screens; (e) abnormal mechanical or environmental conditions; (f) unusual physical or electrical stress -including failure or fluctuation of electrical power, lighting, static electricity, fire, tornadoes, or other natural disasters.

Elite Screens does not warrant against freight damage, concealed or otherwise, unless product is shipped directly from an Elite Screens facility. You must contact the vendor and the delivering carrier to report freight damage within (7) days of receipt. Failure to report freight damages within the carrier's guidelines may result in you bearing all costs.

THIS LIMITED WARRANTY AND REMEDY PROVIDED ABOVE ARE EXCLUSIVE AND IN LIEU OF ALL OTHER WARRANTIES. ELITE SCREENS, INC. DISCLAIMS ALL OTHER WARRANTIES, WHETHER EXPRESS, IMPLIED OR STATUTORY, INCLUDING ANY WARRANTY OF MERCHANTABILITY, ANY WARRANTY OF FITNESS FOR A PARTICULAR PURPOSE AND ANY IMPLIED WARRANTIES ARISING FROM A COURSE OF DEALING OR USAGE OF TRADE. THIS LIMITED WARRANTY GIVES THE END USER SPECIFIC LEGAL RIGHTS, AND THE END USER MAY HAVE OTHER RIGHTS WHICH VARY FROM STATE TO STATE.

EXCEPT AS PROVIDED IN THIS WRITTEN WARRANTY, ELITE SCREENS, INC. SHALL NOT BE LIABLE FOR ANY LOSS, INCONVENIENCE, OR DAMAGE, INCLUDING DIRECT, SPECIAL, INCIDENTAL OR CONSEQUENTIAL DAMAGES, RESULTING FROM THE USE OR INABILITY TO USE THE ELITE SCREENS PRODUCT, OR FOR LOST DATA OR LOST SOFTWARE WHETHER RESULTING FROM BREACH OF WARRANTY OR ANY OTHER LEGAL THEORY. SOME STATES DO NOT ALLOW THE EXCLUSION OR LIMITATION OF INCIDENTAL AND CONSEQUENTIAL DAMAGES, SO THE ABOVE LIMITATION MAY NOT APPLY.

In Canada, warranties include both warranties and conditions. Some jurisdictions do not allow limitations on how long an implied warranty lasts and some jurisdictions do not allow the exclusion or limitation of incidental or consequential damages, so the above limitations and exclusions may not apply to you. This warranty gives you specific legal rights, and you may also have other rights which vary from jurisdiction to jurisdiction.

International Warranty: Elite Screens, Inc. does not provide warranty coverage outside of the United States or Canada. For more information on the warranty coverage, terms and conditions in your region, contact your Elite Screens International Distributor directly.